



Capital Bytes have put together this introductory document to advise parents, teachers and pupils about several free Security and computing resources we have created that can be accessed by via this link <https://www.resources.capitalbytes.com> Below you will see a brief description of some of the items you will see on the site.

The web site is free for anyone to use and all content and links to other sites also contain free resources. At [resources.capitalbytes.com](https://www.resources.capitalbytes.com) you will find lesson resources, learning packs from our brilliant schools and many links to further educationally focussed content. This resource site will be updated with new content daily.

We all hope you are safe and looking after each other during this difficult time.

CHILD SAFETY

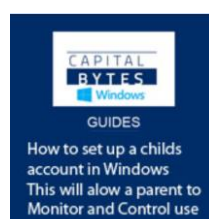
“As a parent it is natural to worry about what your child is accessing on the Internet, either deliberately or inadvertently. And due to the Covid-19 enforced lockdown children are spending more and more time online than they would normally do. As such making sure you have put in strategies and software similar to those deployed in schools to keep your child safe while they are online just makes sense.

CapitalBytes has a long history of helping schools protect your children from the dark places and people that can be found on the Internet. So to assist you whilst they are at home during the lockdown we have compiled some guides showing how you can protect your little loved ones whilst they are online. “

James Meer - Director of Technical Services

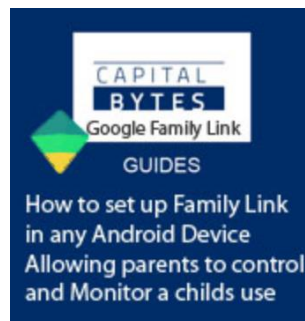
Windows 10 Guide for Parents : Creating and monitoring a child's account

Microsoft have developed a great system that allows the parent/guardian to monitor and control when your child can access, when they can use the device, whitelist and blacklist websites/applications and much much more.... Click the image to access this page's location



Google Family Link: A parent/guardians way to monitor and control android devices.

Like many parents you may let your child use your phone on those long car trips or when you just want to catch up on the latest episode of your favourite TV show. They may have a phone of their own. Your child may have an android tablet, if so then Google Family Link offers you a way to protect and control what your child has access to. What, when and where they can use the device. You can even track where your child is, what applications they are using and much more. Google Family Link have produced this system so you can monitor all this information giving you the peace of mind and your child the freedom to grow and develop without the nagging worry, we as parents feel when our child is using any digital device. Click the image below to access this document.



Scratch Lessons







“Scratch is a powerful and brilliant website that allows your child to learn and develop computer programming skills. It helps your child develop their computational thinking strategies that every problem solver needs. All in all it is a great platform that will allow your child to create their own games, design presentations, build simple and more complex programs that they can use in real life. This coding platform is so simple to use but also has the capabilities and room to adapt to your child’s abilities should they be Tim Berners-Lee or a beginner. This is why most schools incorporate scratch into their curriculum “





James Meer - Director of Technical Services

Capital Bytes Scratch Lessons:

Capitalbytes have produced, and will continue to produce scratch lessons for your child to follow. Feel free to experiment and try new things. These lessons are a great way to instruct your child in some of the core functionality of the Scratch platform, but the capabilities of Scratch is endless. The only limitations is their imagination.

Lesson 1

 <p>SCRATCH</p> <p>Lesson 1</p> <p>Create a Scratch Account</p> <p>Brought to you by</p> 	<p>How to create an account so you can save your projects.</p>
 <p>SCRATCH</p> <p>Lesson 2</p> <p>Introducing the Scratch Workspace</p> <p>Brought to you by</p> 	<p>Introducing you to the platform so you know what and where everything it.</p>
 <p>SCRATCH</p> <p>Lesson 3</p> <p>Algorithms & Debugging Explained</p> <p>Brought to you by</p> 	<p>What are Algorithms and what is Debugging? This lesson will instruct you on these terms and what they mean.</p>

 <p>Lesson 4</p> <h2>Using Backdrops</h2> <p>Brought to you by</p> 	<p>Backdrops, what is anything without a little context? Well adding backdrops to you program will make the world of difference.</p>
 <p>Lesson 5</p> <h2>Using and Recording sounds</h2> <p>Brought to you by</p> 	<p>Sounds, How to create your own or use system sounds in your budding programmers masterpiece.</p>

We all hope you enjoy the content we have produced. We will continue to create learning resources and will aim to help in any way we can during this difficult time.

Stay safe from all at Capital Bytes