



How can artists incorporate their identity into their artwork?

Area of art: Drawing

| Word | Definition |
|------------------------|--|
| Self- | A portrait that an artist produces of them- |
| Tonal range | A wide range of shades, portraying lightness and darkness to create a 3D effect. |
| composition | How all of the skills and techniques used, come together to create an overall piece of art. |
| scale | How big or small an object is in relation to another object. |
| proportion | How the sizes of different parts of a piece of art relate to each other. |
| Mark-making techniques | Describes the different lines, dots, marks, patterns and textures created in a drawing. It can apply to any drawing materials. They can be loose and expressive or controlled or neat. |
| Illusions of 3D | The human brain tricks your mind into thinking a 2D object is 3D. This is created using lines, tones, patterns and textures. |



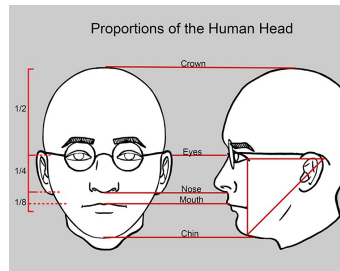
Key Knowledge and Concepts

Artist: Frida Kahlo

Magdalena Carmen Frida Kahlo y Calderon was a Mexican painter known for her many portraits, self-portraits and works of art inspired by nature and artefacts of Mexico. She created her own style of drawing to incorporate her own identity. She included items that were personal to her and used a range of mark-making skills to express her emotions and personality.

Skills:

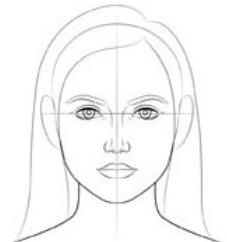

To create a self-portrait, observations of facial features and expressions need to be studied. Scale and proportion is key when creating the final composition of a face. A range of mark-making techniques, such as stippling, cross-hatching, dots and dashes



are used to create texture, tone and form. Using a tonal range from light to dark will develop the illusion of 3D.

Final Outcome:

Your final outcome will be a self-portrait using the skills of tonal effects, a range of mark-making skills and following the step-by-step guide of how to create facial features to scale and ensuring they are in proportion. Here is an example of one of Frida Kahlo's self-portraits.



Step-by-step guides

Using a step-by-step guide helps artists to include all key features on a face as well as draw facial features in proportion and to scale, enabling self-portraits to be drawn with more accuracy.