



How does your choice of materials create an effective collage?

Area of art: Collage

Word	Definition
Collage	The art of combining a range of materials, such as magazines, newspapers, textured papers and fabrics.
Still-life	A work of art created of an arrangement of objects, including fruit, and flowers as well as glassware and bowls.
Layout	The way in which the parts of something are arranged
textured	Refers to the way things look or feel
Mixed-media	Artwork created using a range of materials and techniques
geometry	The use of simple shapes such as rectangles, triangles
symmetry	The work of art is the same on one side as it is on the other

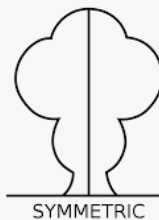
Key Knowledge and Concepts

Artist: Megan Coyle


Megan Coyle is an artist and illustrator who lives in Brooklyn, New York. She takes common, everyday magazines and turns them into works of art. She uses a range of textures and patterned papers to make her artwork appear more realistic and to add interest to her work.



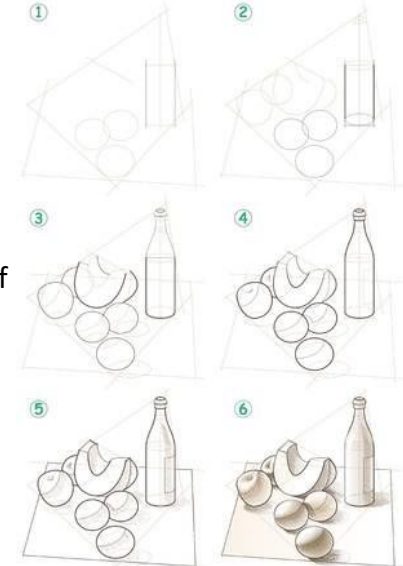
Skills:



Creating still-life collages requires a range of skills. You need to use previous knowledge of drawing geometrical shapes to develop the overall picture. Then use symmetry in some of the shapes before applying a range of



materials such as textured, coloured and patterned papers.



Still-Life:

Still-life is a work of art that uses common objects that are both natural and man-made. Artists use still life to create observational works of art such as collages, sketches and paintings.



Final Outcome:

Create your own collage using natural and man-made materials. Set up your own still-life and complete a line drawing. Then choose effective textured and coloured papers to develop your collage in the style of Megan Coyle.