

# How to enrol onto Reach More Parents by web.

This guide will show you how to enrol onto Reach More Parents via the web. If you have any issues after following the steps follow the link below for support

<https://www.reachmoreparents.com/parent-support>



# 1. Search 'Reach More Parents'

reach more parents



# 2. Click on this link

reach more parents



Images

Videos

Guide

App

Forum

News

Never

Did

Weduc

About 3,990,000,000 results (0.28 seconds)



Reach More Parents

<https://www.reachmoreparents.com>

## Reach More Parents | School Communications, Simplified

**Reach More Parents** is unique; it includes functionality which enables schools to reach and communicate to parents other systems can't.

### Parent App

What's more, Weduc is the only school communications ...

### We reach more parents

By reaching more parents, you'll spend less time chasing ...

### Solution

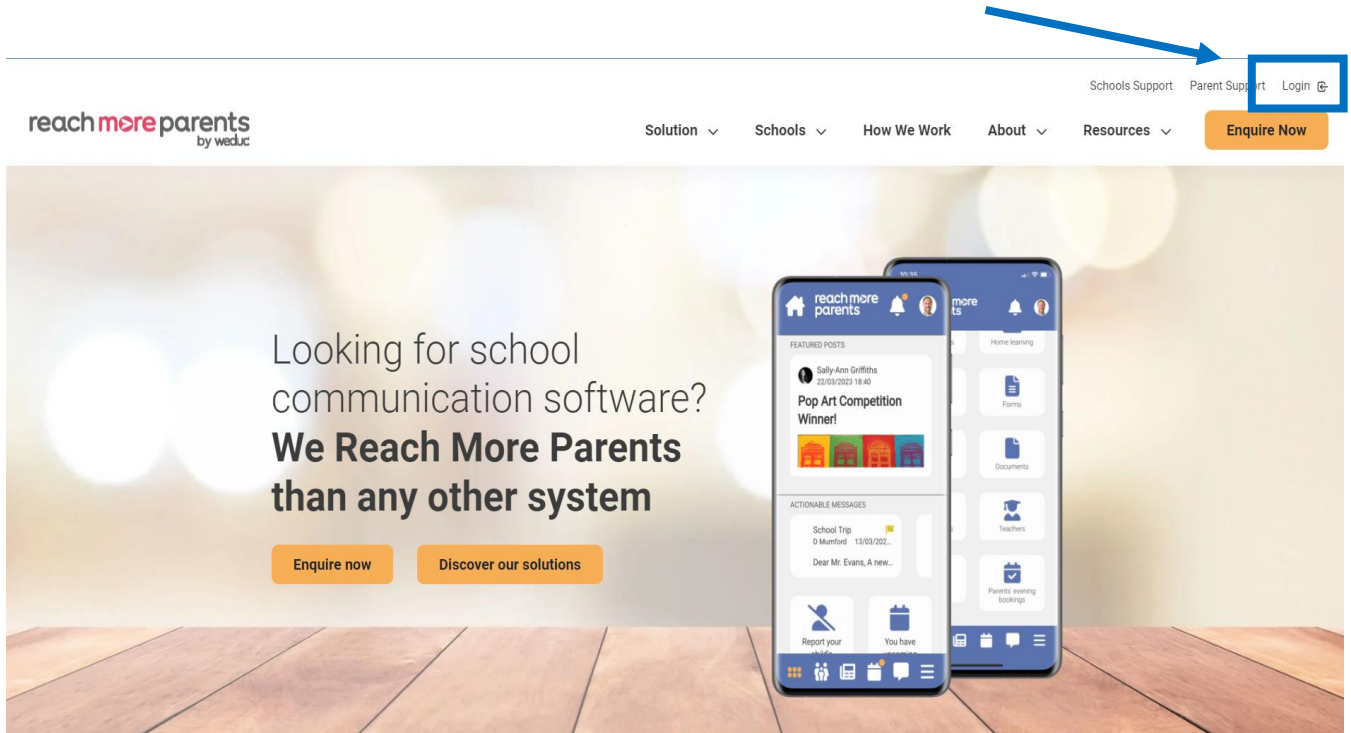
By reaching more parents, you'll spend less time chasing and ...

### Online School Payments

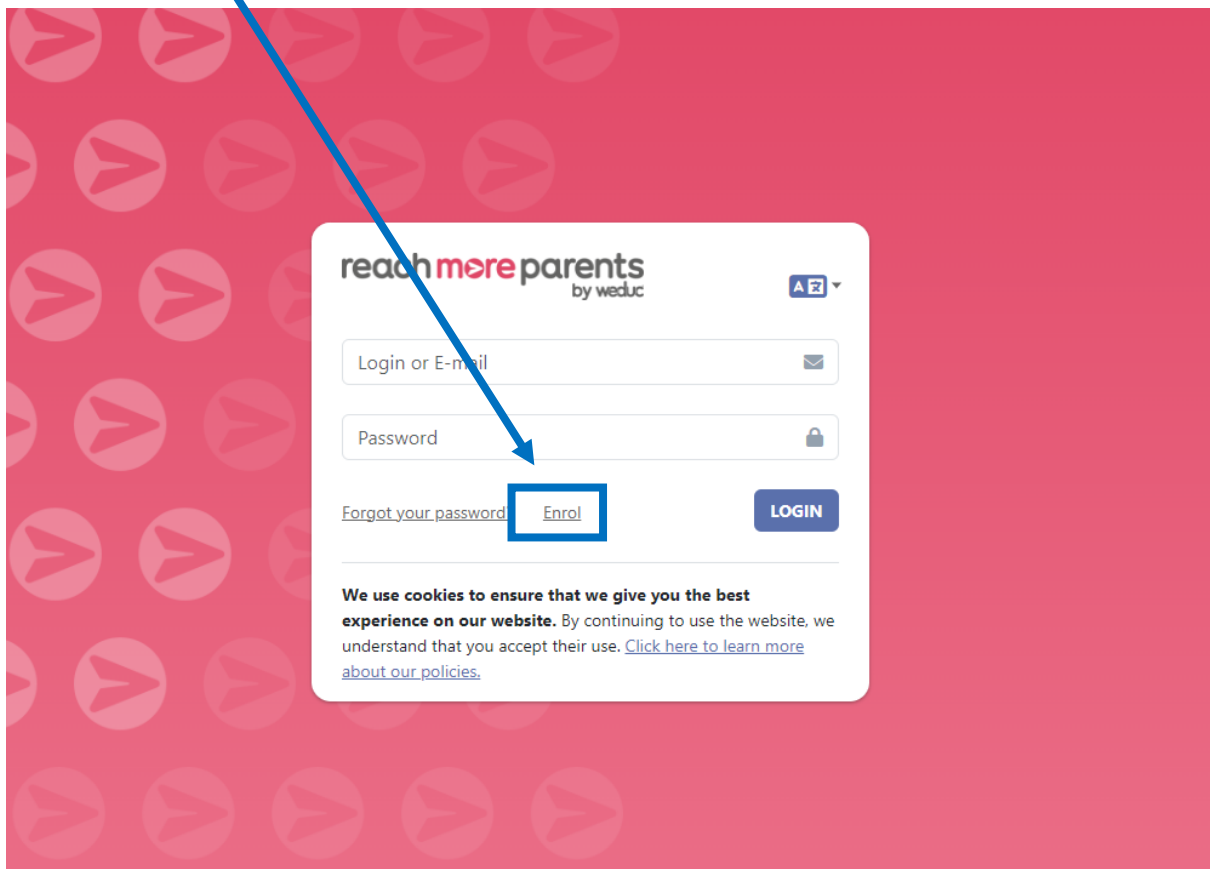
Publish messages simultaneously to more channels: email, SMS ...

[More results from reachmoreparents.com »](#)

### 3. Click on 'Login' in the top right corner



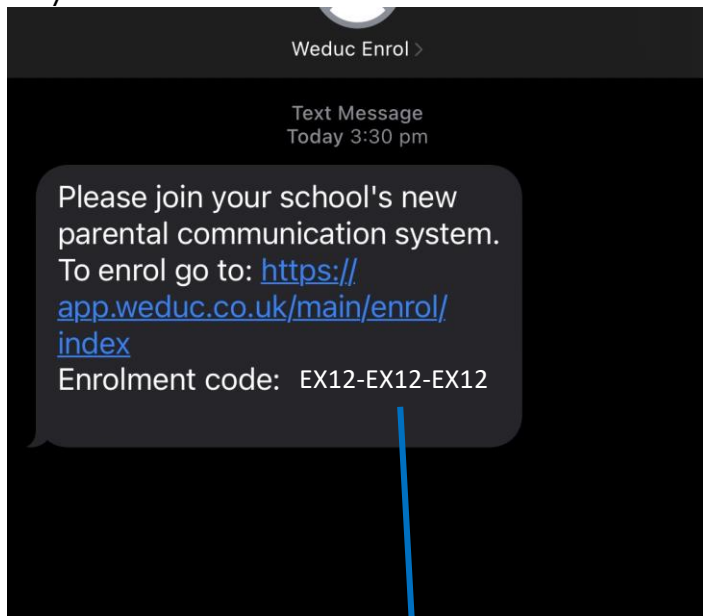
### 4. Click 'Enrol'



## 5. Enter the code that you received by email/text

By email:

By text:



Please can you ensure you follow the simple steps below to benefit from the new app

### Instructions for Android/ iPhone devices:

**Step 1:** Download the reach more parents app onto your phone/tablet via your relevant App store.

**Step 2:** Once downloaded, open the app and click the **Activate Your Account** link at the bottom of the login screen.

**Step 3:** Enter your unique enrolment code listed below and follow the in-app, step-by-step instructions to complete your registration.

**Enrol Code:** EX12-EX12-EX12

If you have any questions or need support in setting up your account then don't hesitate to get in touch with support by email at [support@weduc.com](mailto:support@weduc.com)

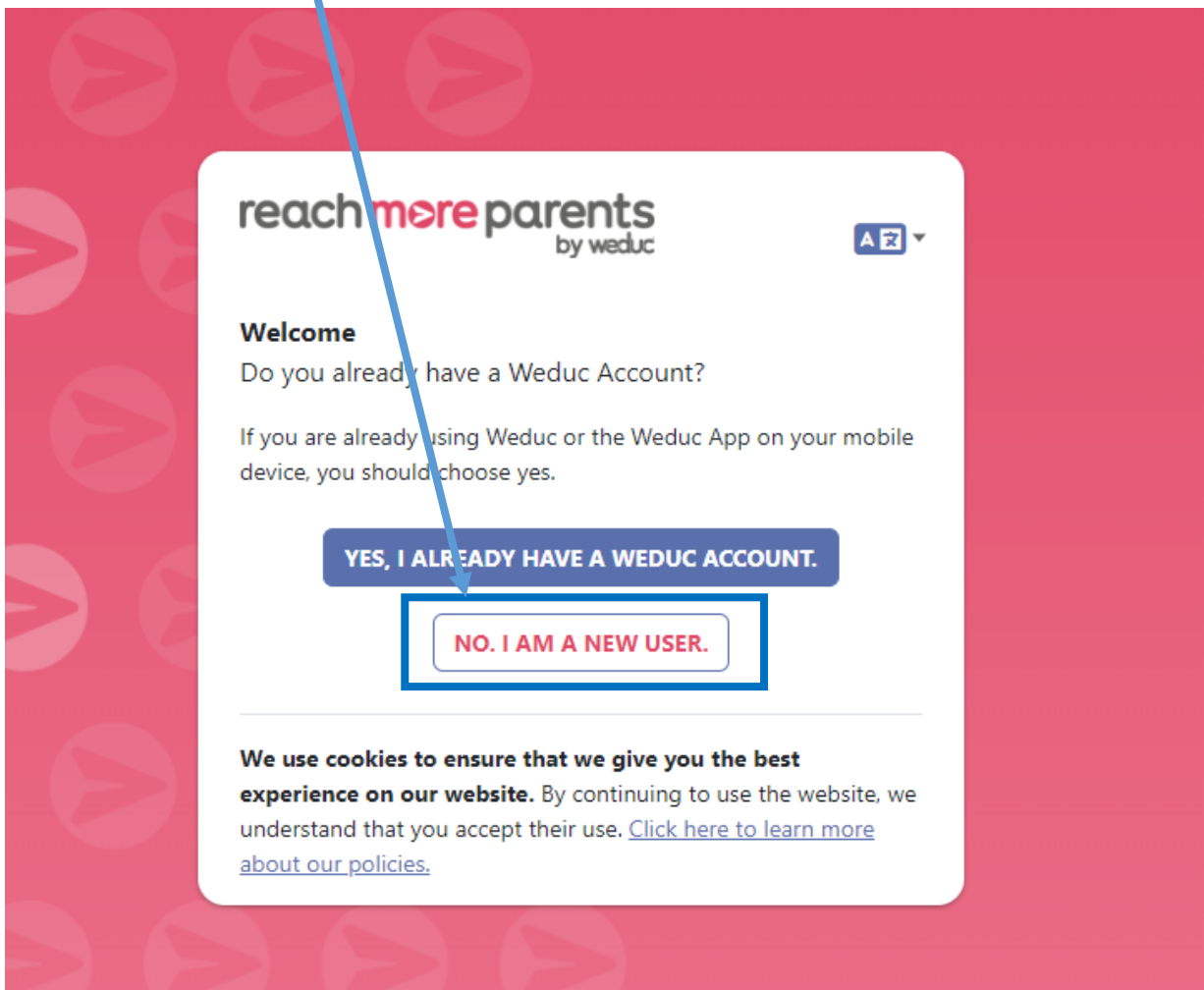
Lookout for updates about your child in the new app!

A screenshot of the 'reach more parents by weduc' app's enrolment screen. The screen has a white background with a pink border. At the top, it says 'reach more parents by weduc' and has a language dropdown menu set to 'A Z'. Below this, it says 'Please enter your enrolment code' and 'This will have been sent to you via a letter, email or SMS.' There is an input field for the 'Enrolment Code' containing the text 'ABCD-1234-EFGH'. Below the input field is a 'Login' link and a blue 'ENROL' button. At the bottom, there is a cookie consent notice: 'We use cookies to ensure that we give you the best experience on our website. By continuing to use the website, we understand that you accept their use. [Click here to learn more about our policies.](#)' A blue arrow points from the enrolment code in the text message to the input field in this app screenshot.

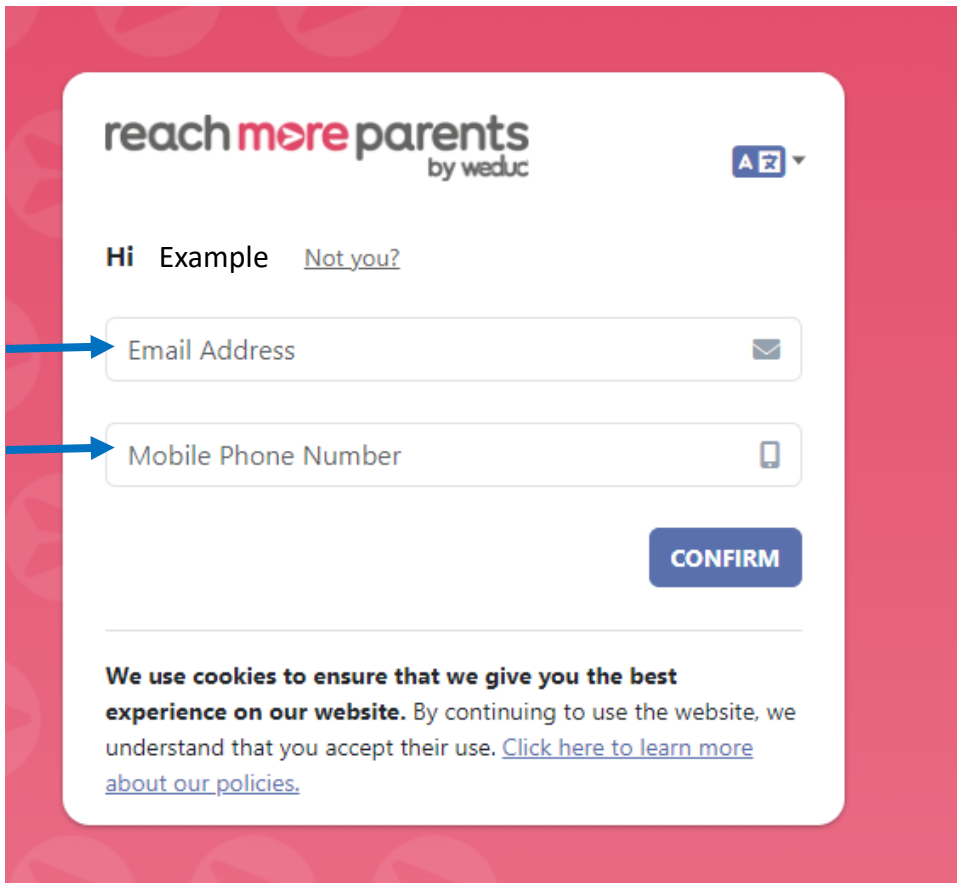
**\*PLEASE NOTE\***

These are example enrolment codes.  
Please do not use them as they will not work.

## 6. Click “NO, I AM A NEW USER.”



## 7. Enter your email address and mobile number



reach **more** parents  
by weduc

Hi Example [Not you?](#)

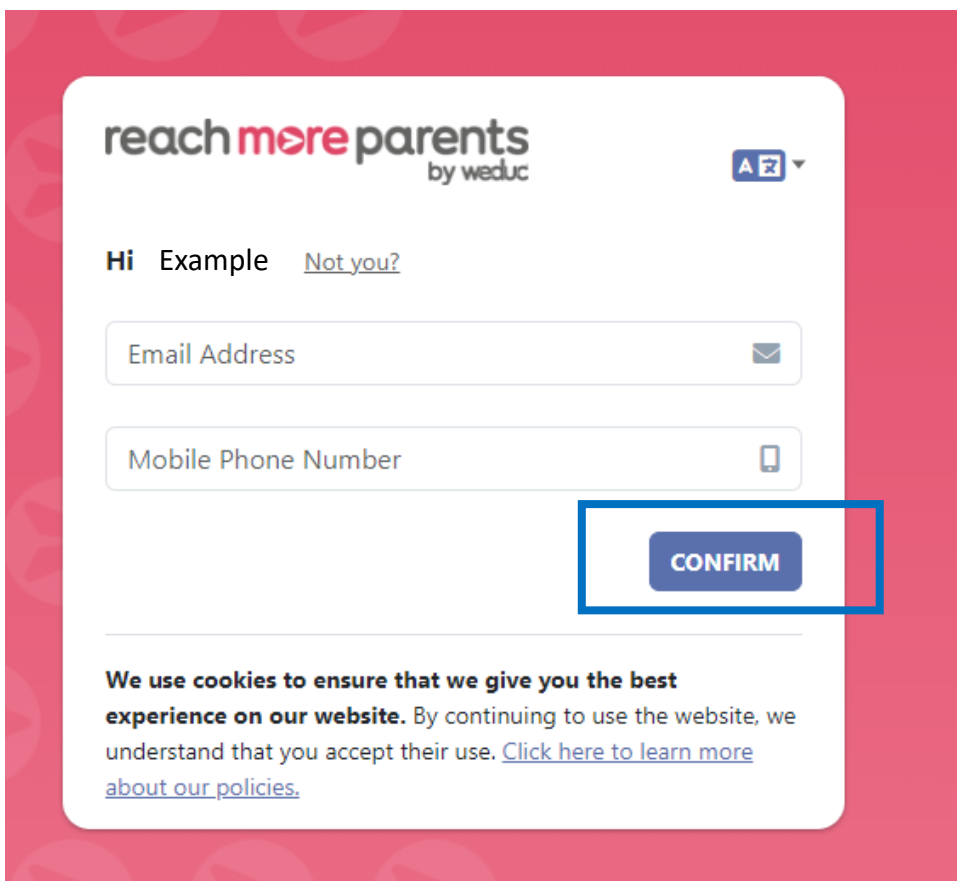
Email Address

Mobile Phone Number

CONFIRM

We use cookies to ensure that we give you the best experience on our website. By continuing to use the website, we understand that you accept their use. [Click here to learn more about our policies.](#)

## 8. Click confirm



reach **more** parents  
by weduc

Hi Example [Not you?](#)


Email Address

Mobile Phone Number

CONFIRM

We use cookies to ensure that we give you the best experience on our website. By continuing to use the website, we understand that you accept their use. [Click here to learn more about our policies.](#)

## 10. You should get this message



## 11. Open the email

Dear Example

We are always looking for even better ways to keep our parents informed and engaged in their child's learning journey. Therefore we are very excited to announce that we have partnered with Reach More Parents by Weduc. This is a digital communication platform specifically designed to make it easier for us to send parents relevant updates concerning their child and easier for them to interact with the updates we send

To access the Reach More Parents platform you will first have to set up a password for your new account.

To do this please click on the link below and click recover your password. Alternatively, you can copy and paste this link into your browser.

<https://app.weduc.co.uk/main/index/welcome/h/f9e5908e5f912063deafa59c5cef47f5b94cb80a9dade7d479ec48bf67da729>

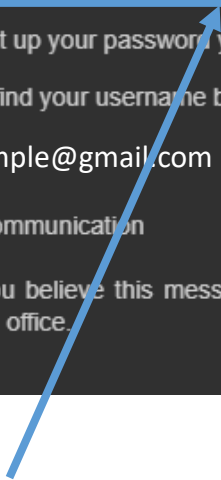
Once you have set up your password you can access your Reach More Parents account via our Portal or App.

To do this please find your username below.

Username: Example@gmail.com

Weduc - Smart Communication

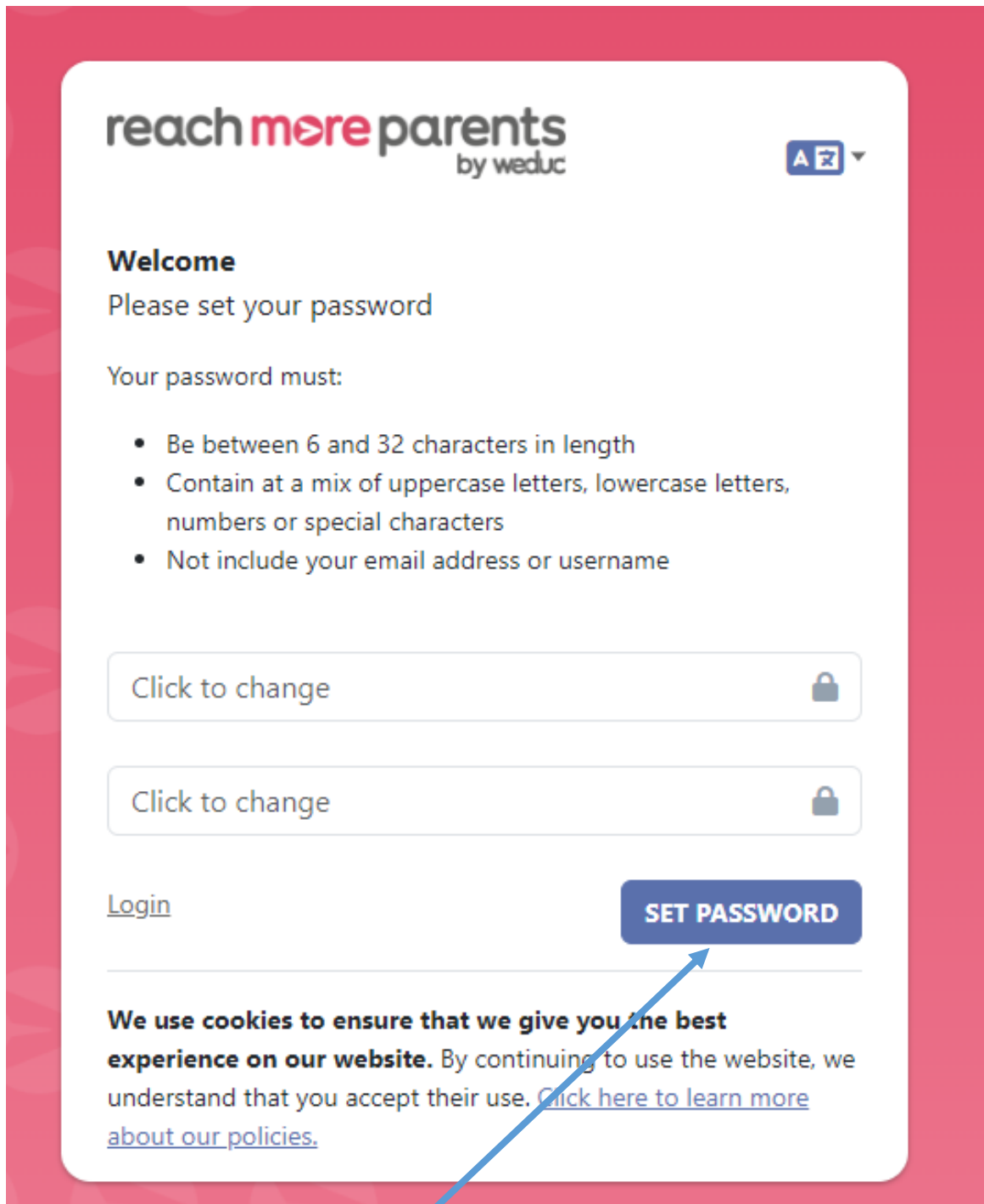
Please note: If you believe this message has been sent in error, please forward this e-mail to [support@weduc.co.uk](mailto:support@weduc.co.uk) or contact the school office.



## 12. Follow this link



### 13. Set a new password



### 14. Click set password